

MICRO-D MINIATURE CONDENSER MICROPHONE

overview

The MICRO-D is a pre-polarized condenser microphone designed for many applications including drums, percussion, amplified cabinets, speech, vocals and acoustic instruments. Used in conjunction with 3 different types of specialized clips and 2 different types of interchangeable capsules the MICRO-D becomes a modular system that can fulfill a wide variety of creative needs.

With a smooth uniform response over a frequency range of 40 Hz - 20 kHz, the MICRO-D is lightweight, compact, and extremely easy to use. Housed in an aluminum ring and isolated by means of a rubber shock mount system, the stock version of the Micro-D (model ADX20-d) has a hypercardioid pick-up pattern and is capable of handling sound pressure levels up to 140 dB.

The MICRO-D operates on phantom power of 9-52 Volts and is supplied with a phantom power adapter, integral Dvice clamp, cable, windscreen, and carrying pouch. Low noise electronic circuitry and balanced low impedance output allow for interference free performance even with long cable runs.

specifications

| | |
|---------------------------------|---|
| Transducer Type | Condenser (pre-polarized) |
| Frequency Response | 40 Hz - 20 kHz |
| Polar Pattern | Hypercardioid (stock) Cardioid (optional) |
| Output Impedance | 250 Ohms |
| Open Circuit Sensitivity | 5 mV (ref 1k @ 1 Pascal) |
| Equivalent Noise Level | 24 dB (A weighted) |
| Signal to Noise Ratio | 70 dB (ref 1k @ 1 Pascal) |
| Power Requirements | 9 - 52v phantom |
| Maximum SPL | 140 dB |
| Cable/Connector | 3 pin gold-plated male XLR connector |
| Polarity | Positive voltage on pin 2 relative to pin 3 of output XLR connector |
| Housing | Capsule housing is brass Protective ring is aluminum |
| Weight | 2 oz / 57 grams |
| Finish | Black E-coat |



applications (live or studio)

- › Drums and percussion
- › Orchestral zone miking
- › Vocal zone miking
- › Guitar and Bass cabinets
- › Cymbals
- › Saxophone, Brass
- › Acoustic instruments

features

- › Lightweight, compact, low profile
- › Simple to set-up and use
- › Can be used to mic multiple drums at one time
- › Fits into tight spaces (between drums, beneath cymbals)
- › Optional clips and accessories available



Drums



Percussion



Saxophone



Trumpet



Trombone



Guitar

CALL: 503-682-6933 FAX: 503-682-7114
www.audixusa.com

Audix Corporation 9400 SW Barber Street, Wilsonville, OR 97070. In Canada, Cabletek Electronics LTD, 604-942-1001 fax 604-942-1010
© Audix Corporation 2002. All rights reserved. Audix and the Audix logo are trademarks of Audix Corporation.

AUDIX
PERFORMANCE IS EVERYTHING

MICRO-D MINIATURE CONDENSER MICROPHONE

Operation and Maintenance:

Condenser microphones as a general rule are much more sensitive and reactive than dynamic microphones and should be handled with care. Avoid extreme temperatures wherever possible. Moisture and high humidity can adversely effect the performance of the microphone and cause permanent damage. When not in use, please store your mic in the pouch or case provided at room temperature.

Capsule replacement: The MICRO-D is designed with a field replaceable threaded capsule. For this reason, it is possible to carry spare capsules to insure against the unexpected. Simply unscrew the capsule in order to repair or replace. Call the Audix service department direct for any repair work.

Live Sound & Recording

Drums: The MICRO-D is designed to clip on the rim of a drum (see photo on front page). The provided clip (D-vice) is spring loaded. The inside slider portion of the clip should be attached to the bottom part of the rim first and the clip lifted up and over the top rim for a tight tension fit. You can adjust the position of the gooseneck by means of the lower thumb screw on the D-vice. The mic itself is generally positioned 2-3 inches off the drum head and slightly inside the rim pointing towards the head (see photo on front).

Congas, hand percussion:

To attach the MICRO-D to hand percussion, you will need the optional D-clamp clip. Simply remove the mic and shockmount ring and screw it on to the threaded portion of the D-clamp. This clip enables you to clamp securely on to a tension rod. The gooseneck itself is slightly longer for correct positioning. The gooseneck may be adjusted by means of the lower thumb screw.




Cymbal stands, mic stands:

To attach the MICRO-D to a stand, you will need the optional D-flex clip and the thread adapter provided. As you can see, the D-flex clip has very wide jaws which allows it to clamp on to all types of stands or cabinets.



Vocals, overheads, guitar, area miking:

The MICRO-D can also be used with any standard mic stand or boom stand by simply using the provided thread adapter. For these applications, the cardioid capsule is recommended because it has a much wider pick-up pattern than the hypercardioid capsule.



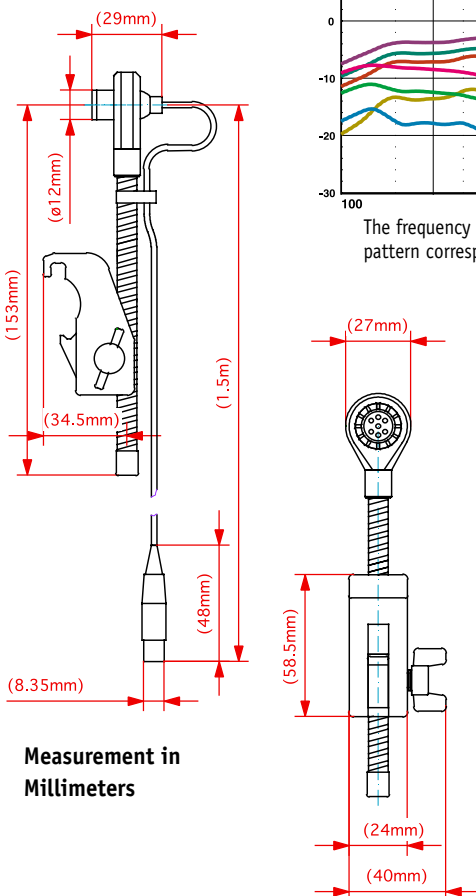
Supplied Accessories

- ▶ D-vice gooseneck clip (Dvice)
- ▶ Aluminum ring with rubber shockmount (MC20-d)
- ▶ Mic stand thread adapter 3/8" - 5/8" (TA20-d)
- ▶ 9-52 volt phantom power adapter (APS-910)
- ▶ Carrying/storage pouch

Optional Accessories

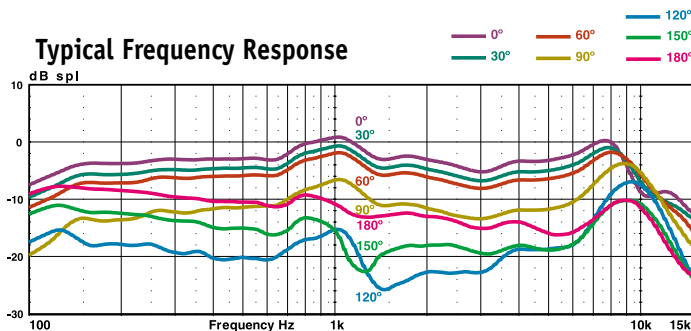
- ▶ D-clamp clip for tension rod mount (D-clamp)
- ▶ D-flex clip for stands and cabinet (D-flex)
- ▶ Battery/phantom power adapter with on-off switch (APS-911)
- ▶ Cardioid capsule (ADX-c)

Measurements

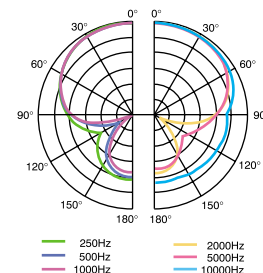


Measurement in Millimeters

Typical Frequency Response

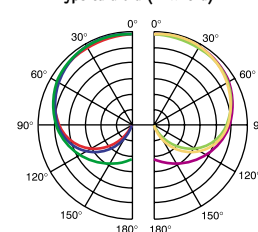


The frequency response curve shown (measuring tolerance at $\pm 3\text{dB}$) and polar pattern correspond to typical production run specifications for this microphone.



Polar Charts

Hypercardioid (ADX20-d)



Cardioid (optional)

WARNING:

The Micro-D has a fixed charged, permanently polarized back plate. This, along with voltage from a phantom power supply, causes the element to be fully charged. For this reason, DO NOT PLUG OR UNPLUG THE MICROPHONE INTO OR OUT OF THE PA SYSTEM UNLESS THE VOLUME OF THE SYSTEM IS TURNED DOWN. Failure to do so may result in a loud "popping" noise sensation which could seriously damage the speakers in the PA system.

OUTPUT:

The MICRO-D output is balanced across Pin 2 (positive) with respect to Pin 3. The shield is connected to Pin 1. It is recommended to use a high quality microphone cable with 3 pin XLR connectors.

SERVICE AND WARRANTY:

This microphone is under warranty for a period of 1 year from any and all manufacturing defects. Should your microphone fail in any way, please contact the Audix Service department at 503-682-6933. A Return Authorization number is required before sending back any products.

CALL: 503-682-6933 FAX: 503-682-7114
www.audixusa.com

Audix Corporation 9400 SW Barber Street, Wilsonville, OR 97070. In Canada, Cabletek Electronics LTD, 604-942-1001 fax 604-942-1010
© Audix Corporation 2002. All rights reserved. Audix and the Audix logo are trademarks of Audix Corporation.

AUDIX
PERFORMANCE IS EVERYTHING